envirolyte®

INNOVATING FOR A BETTER WORLD

Technical Data Sheet of ela30000 anolyte (HClO) generator

External view of ela30000

Specifications/Models	ela30000
Output capacity of anolyte	Total output ~3000 LPH of ANK - Neutral Anolyte with ~500 ppm of FAC
pH of HClO	Regulation of pH in the range pH ~2.5-8.5
NaCl consumption	5-6 g per 1 L of 500 ppm HClO Lower salt consumption on request
Weight of the generator	~500 kg
Crated weight	~615 kg

On site installations of ela30000

Dimensions of ela30000



Crated dimensions of ela30000

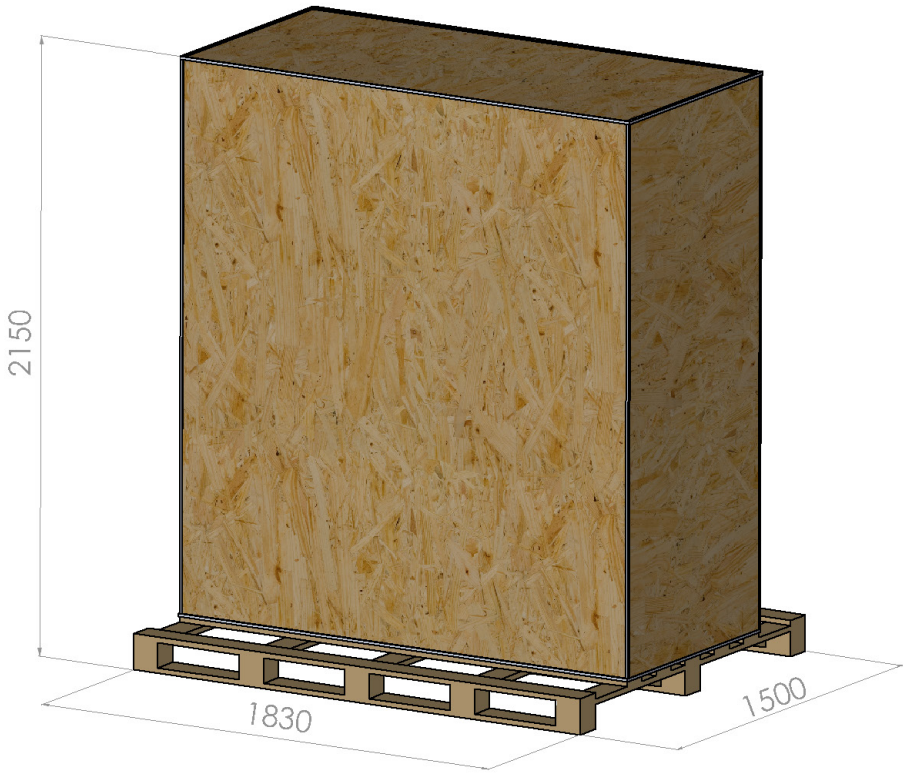

Power supply	400 VAC / 50-60 Hz. Alternatives are possible
Power consumption	~ 38 kW/h
Automated flushing	+
Acid pump	+
Brine pump	+
Input valve	+
Flow and pressure switchers/ controllers	+
Temperature switchers on the cells	+
Durability	Able to stand up to adverse conditions such as dust and high humidity
Life expectancy of electrodes and membrane	~ 10 years
Type of cell	3 R/RT-1000S  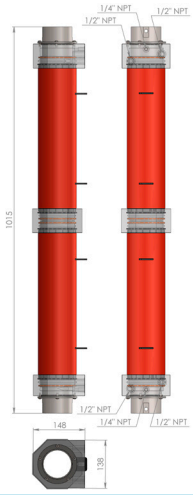
Fittings	PVC-U GF piping system. NSF certified. Compatible with ASTM D1785, ASTM D2241 and ASTM D2846 standards for cold drinking and hot water + LLDPE tubing + Kynar fittings.
PLC Unitronics	Multicolor touchscreen PLC V570 Alternatives are possible

Accessories	• Main water tubing ~ 2 m • Anolyte tubing ~ 2 m • Catholyte tubing ~ 2 m • Brine tubing ~ 2 m • Acid tubing ~ 2 m • Salt filter – 1 pcs • Mains water fitting – 1 pcs • Wall mounting lugs – 1 set • Level switch for anolyte tank – 1 set
Options	• Remote control through Ethernet, Modbus TCP IP or GSM • Inline pH sensor • Inline ORP sensor • Automatic pH correction • Non-contact level sensor

NSF®

Certified to NSF/ANSI/CAN 61

envirolyte®

Envirolyte Industries International Ltd.

Sarruse 16, Tallinn 13816, Estonia

Phone: +372 6626 630 | Fax: +372 6626 631 | E-mail: envirolyte@envirolyte.com | www.envirolyte.com